


01/08/2008


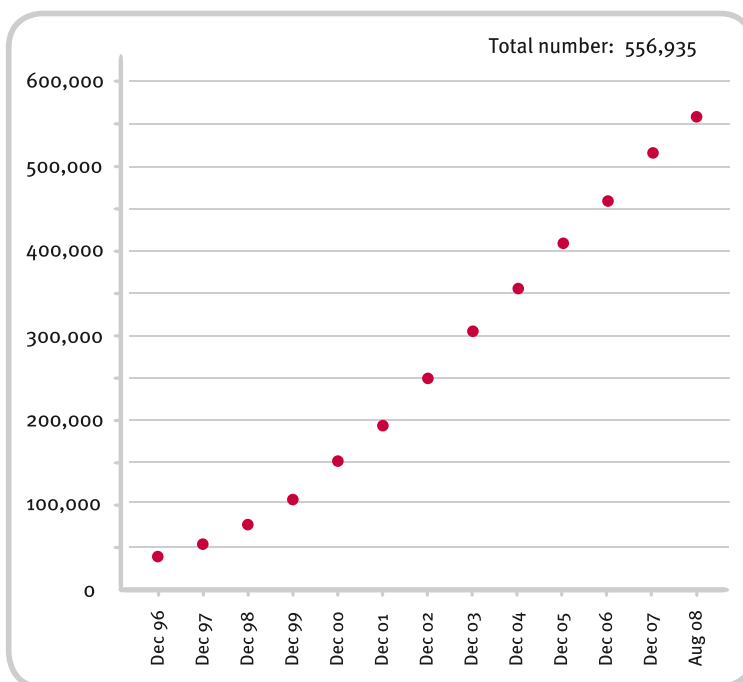
DocCheck[®] User Statistic



1. User-Growth


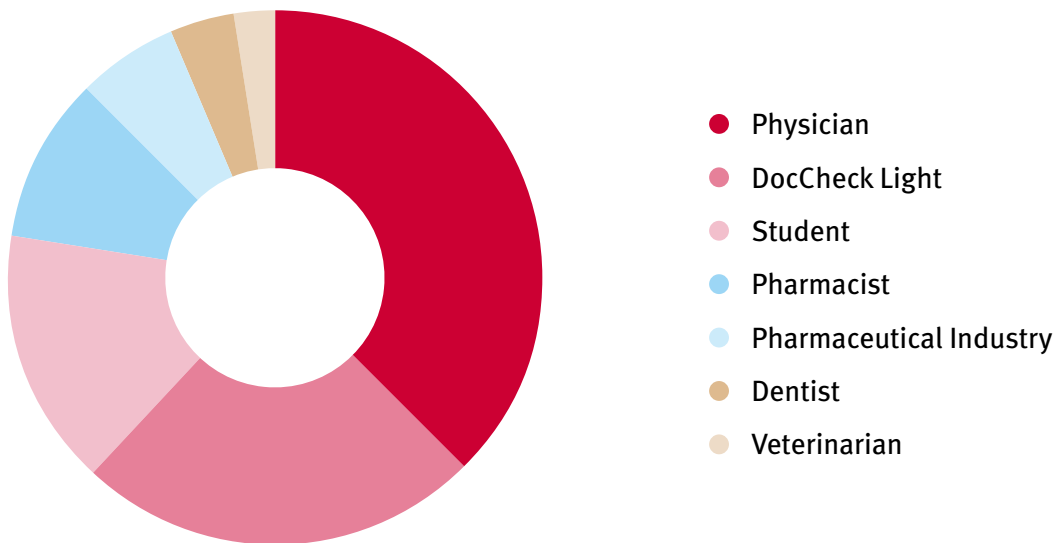
DocCheck is the No 1 internet-based communication portal for healthcare professionals in Europe. It brings together the pharmaceutical industry and its clients. All specialties of physicians as well as pharmacists, veterinarians and dentists are represented at DocCheck.

On one platform you can find all important marketing tools: PR, advertising, market research, direct marketing and clinical research. Due to the exclusive use of web based communication the expenses only make up a fraction of traditional ones.



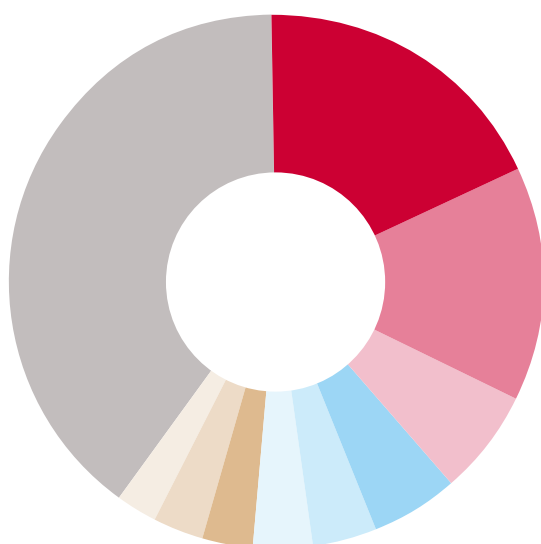
2. Occupational Groups (n= 556,935)

Occupational Groups	Number	Percentage
Physician	209,197	37.56 %
DocCheck Light	136,365	24.48 %
Student	87,147	15.65 %
Pharmacist	56,143	10.08 %
Pharmaceutical Industry	32,986	5.92 %
Dentist	21,478	3.86 %
Veterinarian	13,619	2.45 %

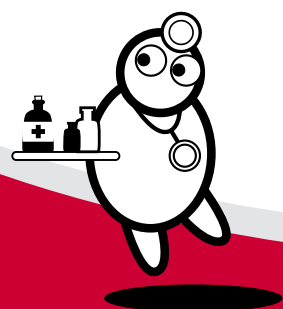


3. DocCheck Light - Occupational Groups (n= 136,365)

Occupational Groups	Number	Percentage
Hospital Nurse	24,901	18.26 %
Alternative Practioner	19,311	14.16 %
Emergency Medical Technician / EMT-I	8,577	6.29 %
Pharmaceutical Technical Assistant	7,402	5.43 %
Elderly Care Nurse	5,070	3.72 %
Medical Assistant / Receptionist	4,948	3.63 %
Biologist	4,295	3.15 %
Health Insurance Fund Employee	4,020	2.95 %
Chemist	3,355	2.46 %
Other	54,486	39.96 %

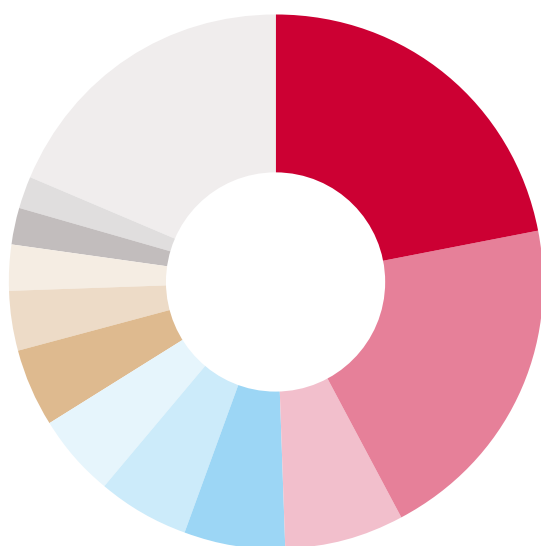


- Hospital Nurse
- Alternative Practioner
- Emergency Medical Technician / EMT-I
- Pharmaceutical Technical Assistant
- Elderly Care Nurse
- Medical Assistant / Receptionist
- Biologist
- Health Insurance Fund Employee
- Chemist
- Other




4. Disciplines of Physicians (n= 209,198)

Disciplines	Number	Percentage
Internal Medicine	45,922	21.95 %
General Medicine	42,414	20.27 %
Anesthesiology	15,222	7.28 %
Surgery	13,164	6.29 %
Obstetrics and Gynecology	11,485	5.49 %
Pediatrics	10,676	5.10 %
Psychiatry	9,552	4.57 %
Neurology	7,337	3.51 %
Without speciality	5,823	2.78 %
Orthopedics	4,980	2.38 %
Urology	3,793	1.81 %
Other	38,830	18.56 %



- Internal Medicine
- General Medicine
- Anesthesiology
- Surgery
- Obstetrics and Gynecology
- Pediatrics
- Psychiatry
- Neurology
- Without speciality
- Orthopedics
- Urology
- Other




4a. Internal Medicine (n= 45,922)

Main Focus	Number	Percentage
General	20,058	43.68 %
Cardiology	6,702	14.59 %
Gastroenterology	3,991	8.69 %
Nephrology	2,407	5.24 %
Onkology	2,239	4.88 %
Pneumology	2,054	4.47 %
Rheumatology	1,432	3.12 %
Other	7,039	15.33 %


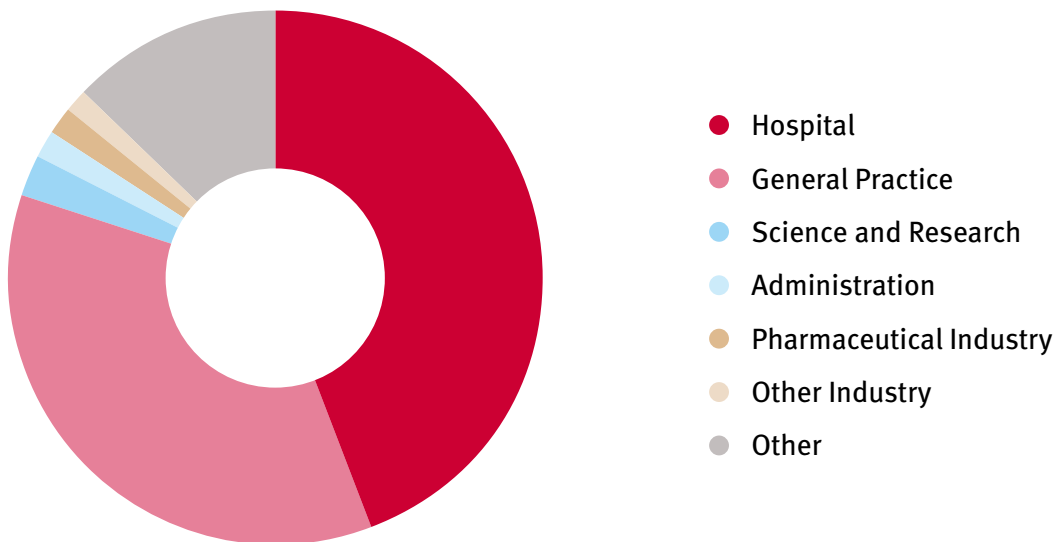
4b. Surgery (n= 13,164)

Main Focus	Number	Percentage
General	6,074	46.14 %
Accident Surgery	2,491	18.92 %
Visceral Surger	1,543	11.72 %
Other	3,056	23.21 %




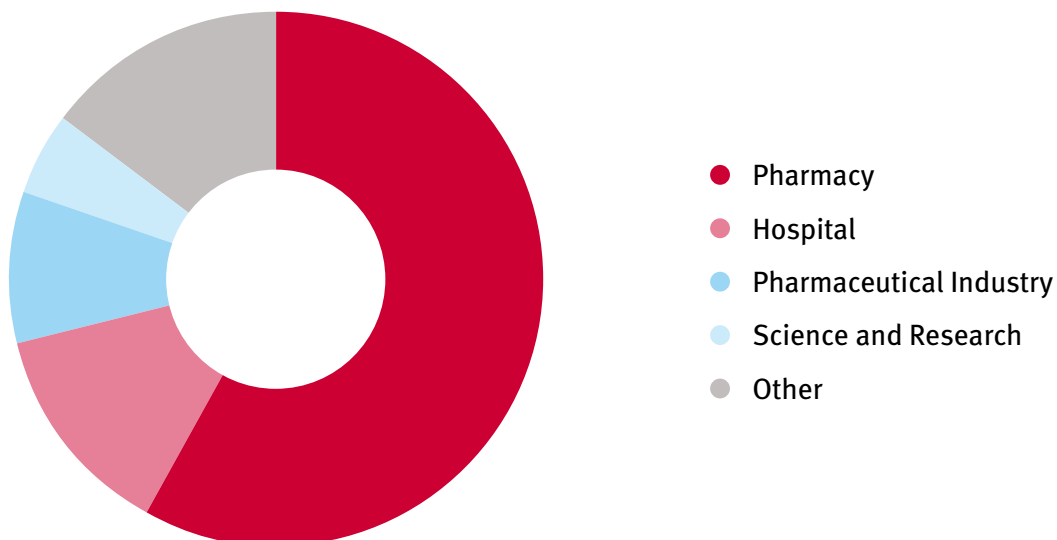
5. Field of Activity - Physicians (n= 209,198)

Field of Activity	Number	Percentage
Hospital	92,867	44.39 %
General Practice	75,036	35.87 %
Science and Research	4,773	2.28 %
Administration	3,989	1.91 %
Pharmaceutical Industry	3,383	1.62 %
Other Industry	2,670	1.28 %
Other	26,480	12.66 %



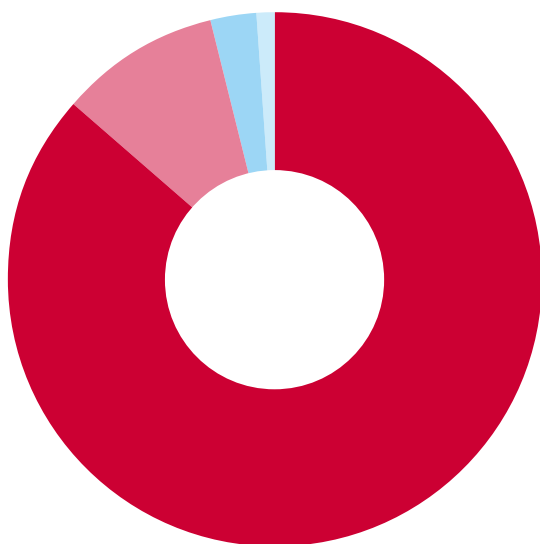
6. Physicians (n= 56,143)

Field of Activity	Number	Percentage
Pharmacy	32,712	58.27 %
Hospital	7,368	13.12 %
Pharmaceutical Industry	5,011	8.93 %
Science and Research	2,934	5.23 %
Other	8,118	14.46 %




7. Field of Study - Student (n= 87,147)

Field of Study	Number	Percentage
Human Medicine	75,365	86.48 %
Pharmaceutics	8,512	9.77 %
Dentistry	2,352	2.70 %
Animal Health	918	1.05 %

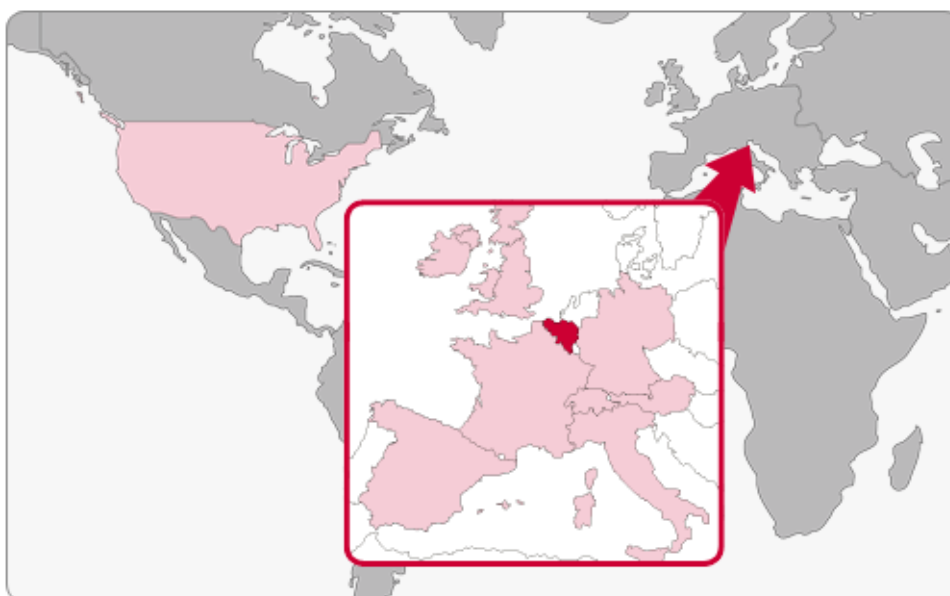


- Human Medicine
- Pharmaceutics
- Dentistry
- Animal Health




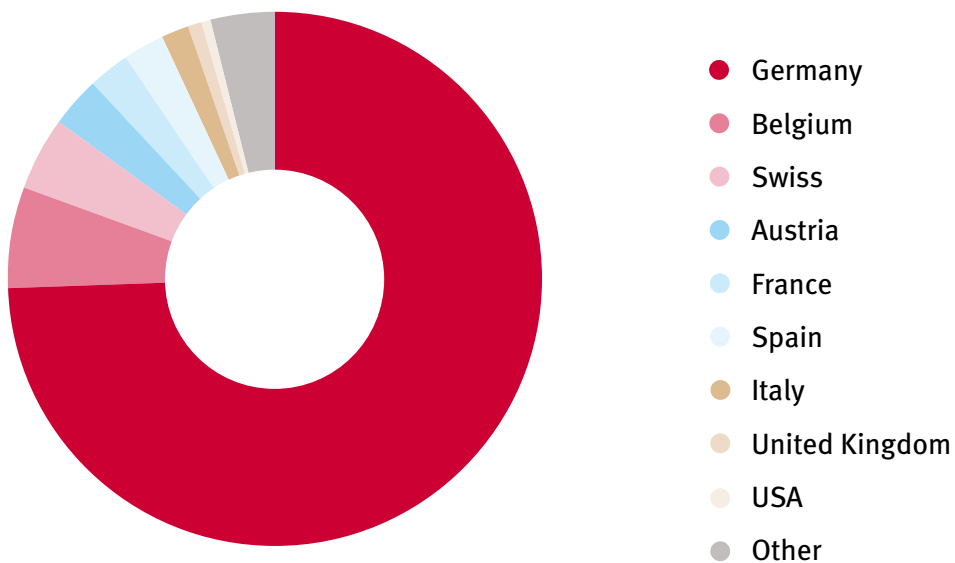
8. Geographical Distribution - Countries (n= 556,935)

Countries	Number	Percentage
Germany	431,443	77.47 %
Belgium	32,921	5.91 %
Swiss	25,713	4.62 %
Austria	14,615	2.62 %
France	11,117	2.00 %
Spain	9,812	1.76 %
Italy	5,379	0.97 %
United Kingdom	4,796	0.86 %
USA	4,312	0.77 %
Other	16,287	3.02 %




8.a Geographical Distribution - Physicians (n= 209,197)

Countries	Number	Percentage
Germany	155,785	74.47 %
Belgium	13,049	6.24 %
Swiss	9,304	4.45 %
Austria	6,262	2.99 %
France	5,402	2.58 %
Spain	4,924	2.35 %
Italy	3,693	1.77 %
United Kingdom	1,540	0.74 %
USA	1,530	0.73 %
Other	7,708	3.68 %




9. Demographic Structure (n= 556,935)

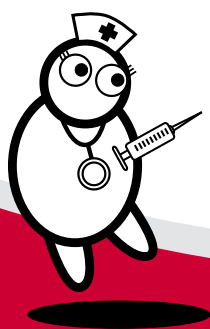
Gender	Number	Percentage
Male	311,983	56.02 %
Female	244,952	43.98%



56.02 %

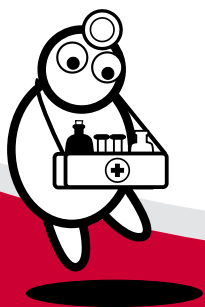
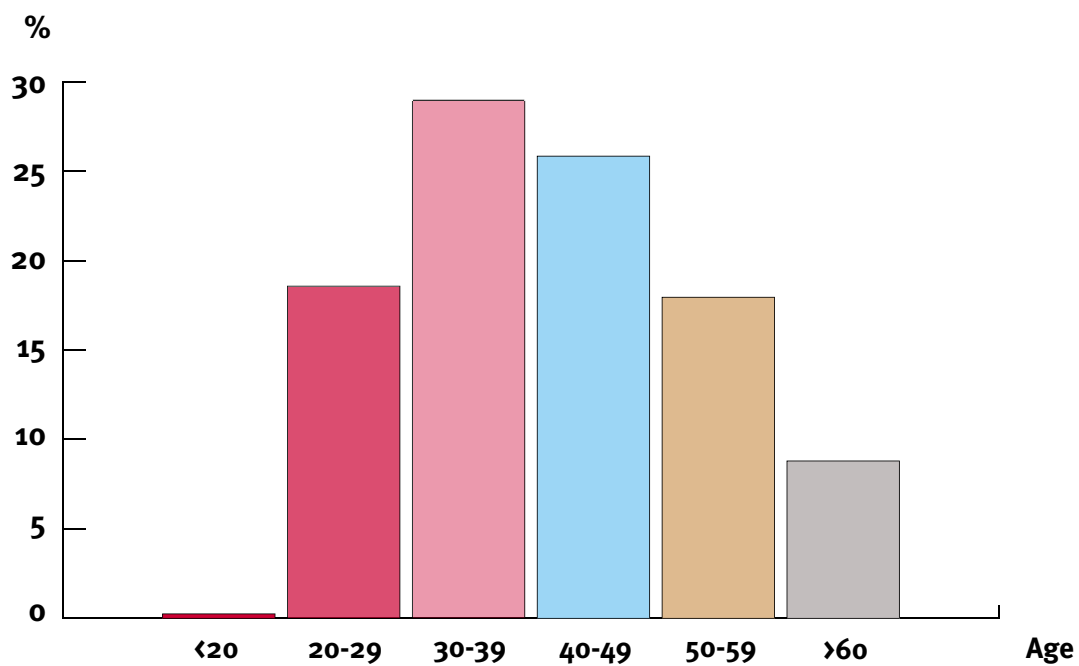


43.98 %



10. Age Distribution (n= 556.935)

Age	Number	Percentage
<20	1,153	0.21 %
20-29	100,048	17.96 %
30-39	162,405	29.16 %
40-49	146,374	26.28 %
50-59	98,100	17.61 %
>60	48,855	8.77 %



11. Your Contact

If you have any further questions, do not hesitate to contact us!



DocCheck® België

Luc Baert

PharmaPlanet / MediPlanet
Archimedestraat 61, 1000, Brussel, België

Phone: +32 2 732 33 14

eMail: luc.baert@pharmaplanet.be

